



# Welcome to Chicks

All the information you need about  
joining our Pre-School!



Welcome to

Chicks Class




# Welcome to Chicks!

Welcome, everybody, to Chicks Class!

We are so excited to meet all of you and start our learning with your child.

This presentation aims to provide an introduction to Moggerhanger Primary School and Pre-School and includes initial information which we hope you will find useful. Should you have any further questions, staff will be happy to discuss these with you.

Chicks is a small class that aims to provide a warm, stimulating and understanding, classroom environment for your child to grow and learn!





# Transition

- Some of our children already attend our Pre-School and are, therefore, familiar with the setting and our staff. Some children, however, will be joining us for the first time, so we like to make their first visits to us fun and exciting, so that they want to come back!

On the next slide you will find more information about how we can help to provide a smooth transition into our Pre-School. This will always be tailored to the needs of the individual child, and more Settling Sessions or parent/carer meetings can be organised. We can also involve our school SENCO (Special Educational Needs Coordinator) where appropriate.

# Transition

Here are some of the things we provide to help your child settle into our setting:

- **Tours** with parents/carers, you can visit us as many times as you like to get to know us and familiarise your child with our setting.
- A free two hour '**Settling Session**' where you drop your child off.
- A whole class '**Settling Session**' for new starters (Thursday 22<sup>nd</sup> June 2023, 9.00am-11.00am) with fun activities including a dance and movement class!
- Mrs Smith can **visit** your child at their current Pre-School or Nursery setting.



# Let's Meet the Team

We have a team of kind, hard-working and dedicated staff, who provide a safe, homely environment in which our children flourish.

Our team gets to know each child as an individual, so that they can support and nurture them on their learning journey with us.

Your child will work with the Pre-School Leader, alongside the Reception class teacher, Learning Support Assistants, Early Years Apprentices and you, as parents/guardians, to ensure that their transition into our Pre-School runs smoothly, and that their emotional needs are met.





# Let's Meet the Team

## Mrs G Smith

### Pre-School Class Leader

Favourite drink: Coke zero

Favourite treat: Chocolate!

Favourite colour: Blue

Favourite animal: Giraffes

Hobby: Being with family



# Let's Meet the Team



## Miss M Cunningham

**Reception Class Teacher**

Favourite drink: Iced coffee

Favourite treat: Chocolate

Favourite colour: Blue

Favourite animal: Hippos

Hobby: Painting



# Let's Meet the Team

## Mrs G Ziccardi

### Learning Support Assistant

Favourite drink: Cherry Coke

Favourite treat: Chocolate

Favourite colour: Purple

Favourite animal: Butterflies

Hobby: Cross Stich and Cycling



# Let's Meet the Team

## Mrs C Wheatley

**Learning Support Assistant  
Lunchtime Supervisor**

Favourite drink: Sensations Orange & Mango

Favourite treat: Lindt milk

Favourite colour: Rose gold

Favourite animal: Horses

Hobby: Shopping



# Let's Meet the Team



**Miss L Ball**

**Learning Support Assistant**

Favourite drink: Orange juice

Favourite treat: Brownies

Favourite colour: Yellow

Favourite animal: Ducks

Hobby: Writing



# Let's Meet the Team

## Miss A Barber

### Learning Support Assistant

Favourite drink: Lemonade

Favourite treat: Chocolates

Favourite colour: Pink

Favourite animal: Sloths

Hobby: Dancing






# Timings of the School Day

Breakfast Club is available before school every day from 8.00am until 8.40am  
Moggies After School Club is available after school from 3.00pm until 5.15pm

Time	8:40 – 8:50	8:50- 9:00	9:00- 9:30	9:30 - 10:30	10:30 - 10:45	10:45 - 11:30	11:30 - 12:00	12:00 – 1:00	1:00 – 1:20	1:30 – 2:30	2:30- 3.00	3:00
Activity	Drop off	Register/ Calendar /daily helper	Phonics	Free flow	Snack	Free flow	Maths	Lunch	Group activity	Free flow	Story time	Home time

On **Thursday Mornings**, Chicks Class will have **Forest School**. More information about what to wear is included later!

On **Fridays**, Chicks have **Golden Time** during the afternoon!



# Tapestry Online Learning Journal

We use Tapestry Online Learning Journey to share your child's learning journey with you.

We will use it to record photos, videos and observations of your child throughout their day at school. These observations will be linked to the Early Years Foundation Stage curriculum. Staff watch and notice each child at play, because it helps us to understand and support their individual wellbeing and development.

You will easily be able to view this online journey, comment and share your own photos from home!








# ClassDojo

Throughout Moggerhanger Primary School, we use ClassDojo as a communication platform for staff and parents/guardians to build a classroom relationship. We are able to share what we do in class and send out class messages and information!

You can use ClassDojo to message teachers privately with any concerns, questions or anything else you would like them to know!

We also use ClassDojo to reward Dojo points, which the children really enjoy! These are given out in school for positive behaviour and collected as points! The children earn a Golden Ticket for every 100 Dojo points, which can be exchanged for a reward in class!



## ClassDojo




# What to Wear

We do not have a set 'uniform' for Pre-School. However, we ask that children wear sensible, durable clothing appropriate for all seasons and all play activities. Examples include joggers, leggings, T-shirts and jumpers or cardigans. Supportive, closed footwear, such as school shoes, trainers or plimsolls are best. Children need a hooded coat every day to ensure that they can play outside. We will also send prompts throughout the year about more seasonal clothing, such as hats, gloves, scarves and sun hats.

Although uniform is not compulsory, some children choose to wear the the same school uniform as the older children. Our School Uniform Policy is available on our school website - [click here](#).


Non-compulsory branded items are available from our uniform supplier, which is [Prestige Design & Workwear](#) (click to direct to their website).






# What to Wear


## **Additions for Different Weather:**




Some weather may require additional clothing, to ensure your child is able to enjoy all the outdoor facilities we provide!



During colder and wetter months, we will still enjoy free flow outside, as long as the ground is safe. This means children will require a named coat, hat, gloves and scarf for cold weather.



During the warmer months, children will need a sun hat and sun cream, to protect them!



# What to Bring

We ask you to provide a bag each day with a change of clothes, including socks and underwear and carrier bags for any wet clothes.

We love getting messy and we do provide aprons for the children, however, there are times when the children will need to change if they get extra messy or wet during play, or have an accident.




Children should bring their own, named, water bottles. The children will have access to water bottles at all times of the day and are encouraged to drink regularly. Bottles will be refilled when needed.



We ask that children all have their own pair of named wellies, which stay on our outside wellie rack.

Please ensure **ALL** items are named, so that if anything gets misplaced, it can be returned!



# Forest School

**The Chicks have Forest School every Thursday.** The children will wear normal clothes/uniform but we ask that you provide a waterproof outer layer and a pair of wellies to change into. These can be left in school on your child's peg or brought in to school every Thursday.

## Forest School Kit

During your child's Forest School session, they will need a suitable Forest School kit. Although this is dependent on the season and the activity, we would generally recommend the following items:

- Wellies / Outdoor walking boots or shoes
- Waterproof salopettes / waterproof splash-suit / waterproof trousers and jacket
  - Warm layers, when required

Please note that these items are likely to get dusty, dirty and sometimes wet, so please ensure they are practical and durable, but not expensive, items.





# Snack and Lunch

## Morning Snack

The children have a designated snack time during the morning session.

We provide a variety of healthy and tasty fruit for children. This provides opportunities to learn about food, as well as being a valuable time to sit together and develop social skills.

Fruit is provided free of charge.

## Lunch Time

Your child will have lunch in the Chicks Classroom.

You also have the option of paying for a school dinner (with pudding!) from our school kitchen, via Innovate.

You can register here for hot school dinners:  
<https://innovate2020.cashlessschool.co.uk/>

Or you can provide a packed lunch from home  
- please remember we have a strict **NO NUTS** policy due to serious allergies.



**Water**  
We ask that your child has a named water bottle at school every day, but we are always happy to provide a cup if they forget.







# How we Learn

We follow the Early Years Foundation Stage guidance, learning through play and playful teaching, both inside and outside, whatever the weather.

Your child will develop their communication, literacy and numeracy skills through a combination of adult-led and child-led activities.

We provide an amazing collection of messy play ideas suitable for children of abilities.

Children learn and develop through play but especially through unstructured exploratory play, this allows children to make their own discoveries using their senses, curiosity and knowledge.

Because messy and sensory play is all about exploring, there's not right or wrong.





# Our Early Years Learning Environment

Our Early Years learning environment is perfectly suited to little learners. We have two large, connecting classrooms, one for Pre-School and one for Reception. During free-flow times, the children can explore and learn in both rooms, as well as continuous access to the Early Years outdoor area.

We have multiple different areas available that change regularly! Some of the areas you will find are: writing area, reading area, investigation area, maths area, construction area, role play area, small world area, water tray, sand tray, malleable/messy tray and creative/painting area, and two large interactive whiteboard screens.

Outdoors we have a large covered sandpit, bikes and scooters, wheelie boards, a playhouse, construction materials, bats and balls, balancing and obstacle course resources, a mud kitchen, water wall, climbing frame and much more!



# Chicks Classroom



Here are some photos from Chicks class. Many of the areas change daily or weekly!



# Robins Classroom


Here are some photos from Robins class. Many of the areas change daily or weekly!






# Our Outside Area

We have a big outdoor area, where the children can free-flow throughout the day. We have a sand pit, water play, bikes and more, all available whatever weather!





The chance to  
develop their  
individuality in a  
social environment!

Collecting Dojo points

Messy Play!

Our shared time with Robins!

## What's special about being in Chicks?

Developing strong  
relationships with adults  
and other children!

Golden time!

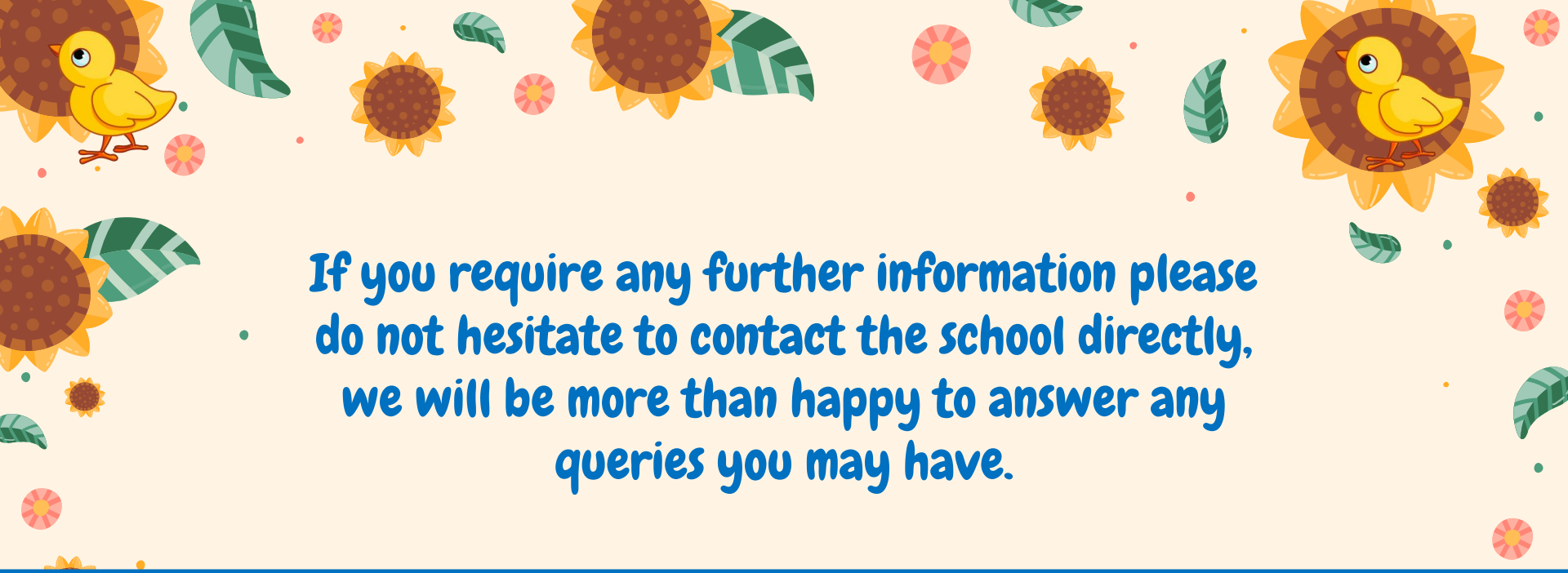
Story and song  
time!



The background is a light cream color with a decorative border of stylized sunflowers, green leaves, and small pink and orange flowers. The sunflowers have brown centers with yellow petals, and some have a yellow chick on them. The leaves are green with white veins. The small flowers are pink and orange with white centers.

**Thank you for reading!**

**We are looking forward to  
meeting and getting to know  
you!**



**If you require any further information please do not hesitate to contact the school directly, we will be more than happy to answer any queries you may have.**

## **MOGGERHANGER PRIMARY SCHOOL**

Blunham Road Moggerhanger Bedfordshire MK44 3RD

Tel/Fax: 01767 640270

Email: [office@moggerhangerprimary.co.uk](mailto:office@moggerhangerprimary.co.uk)

Website: [moggerhangerprimary.co.uk](http://moggerhangerprimary.co.uk)

