



# Phonics Level 6

# Learning at Home

# Activity Booklet

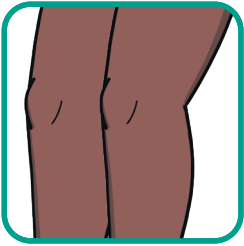


# Say It, Join It, Write It

Look at the picture. Say the word. Join the letters to build the word then write the word in the boxes.



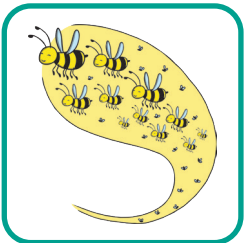
h e ge  
z i dge



n ee t  
kn e s



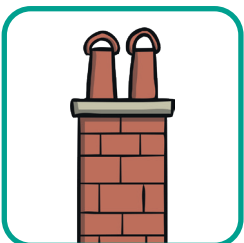
j o m  
c i mb



d wor m  
s war l



v u o ture  
t s l l



ch e m u y  
a i k n ey


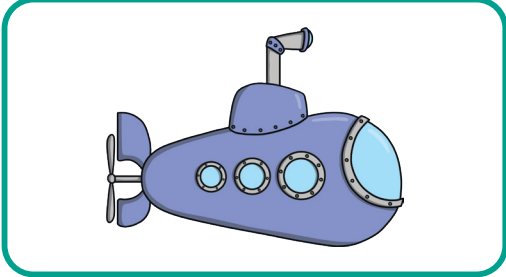
# Adding -ed Board Game

Use counters and a dice to play this fun '-ed' suffix game. Each player rolls the dice and moves their counter along the board. Each time a player lands on a word, they must write down the new form of that word using the '-ed' suffix. Be careful, as sometimes the new '-ed' suffix might mean that you have to only add a '-d', or it might need an extra consonant. Good luck!

<b>Start</b> _____	<b>play</b> _____	<b>jog</b> _____	<b>crumple</b> _____	<b>sip</b> _____
<b>dress</b> _____	<b>sprint</b> _____	<b>switch</b> _____	<b>bump</b> _____	<b>paint</b> _____
<b>shove</b> _____	<b>roll</b> _____	<b>mix</b> _____	<b>open</b> _____	<b>phone</b> _____
<b>hoover</b> _____	<b>talk</b> _____	<b>tip</b> _____	<b>control</b> _____	<b>push</b> _____
<b>shop</b> _____	<b>close</b> _____	<b>Finish</b>		

# Level 6 Read and Match

Read the captions and match them to the correct picture.



**Sam tried baking a wedding cake.**

**Ami flew her colourful kite on a hill next to the sea.**

**The submarine rose quickly from the sea and shone brightly in the sun.**

**Tony went to the park and played with his dog.**

**“The train’s here!” called Ryan to his dad.**

**The groom saw his bride and thought he was the luckiest man in the world.**

# Level 6 Common Exception Words Word Search

u h a l f b u x c v v h  
n j t g r e a t o d i f  
f d o o r a r w l a t r  
a r u s o k e n o u g h  
v v c d u l e t u g c x  
o f h i d a i w r h d u  
u j y b o u g h t t q t  
r g x a e t h w a e f h  
i o r g s w t h l r p e  
t f i q q o h o k h q a  
e a d m b u i l d w n r  
g b f o u r f e s z s t

door	four	daughter
bought	two	whole
favourite	eight	build
colour	great	enough
does	half	heart
talk	touch	


# Level 6 GPC and Mnemonic Flashcards


## Instructions:

- 1 Cut the cards and fold them in half so that the GPC is on one side and the mnemonic is on the other.
- 2 Laminate the cards if you can.
- 3 Use the cards to help practise identifying the GPCs. Ask children to say the sound and then turn them over to check the mnemonic to see if it is correct.

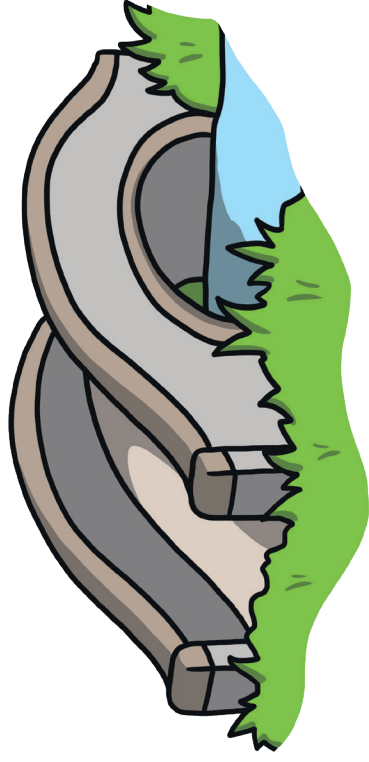
## Ideas for Activities:

- Practise letter recognition by saying the phoneme and then turning over the card to check if it is correct.
- Copy the graphemes to practise letter formation.
- Put the cards together to spell out words.
- Bury the words in sand and let children find and dig them out.






פ



doge





ge



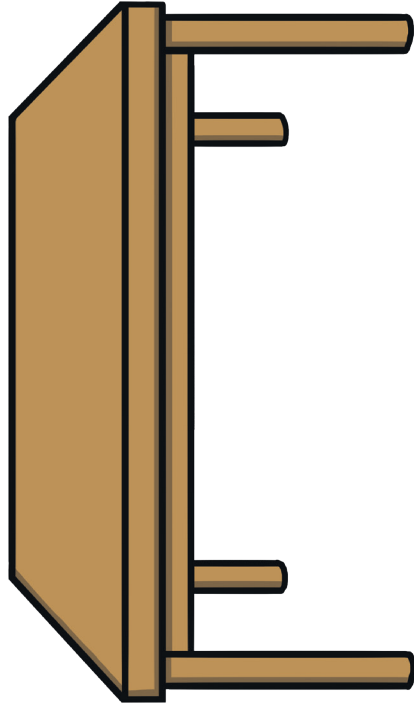
gn



**kn**




**wr**



le



deer




ture




mb



al





W

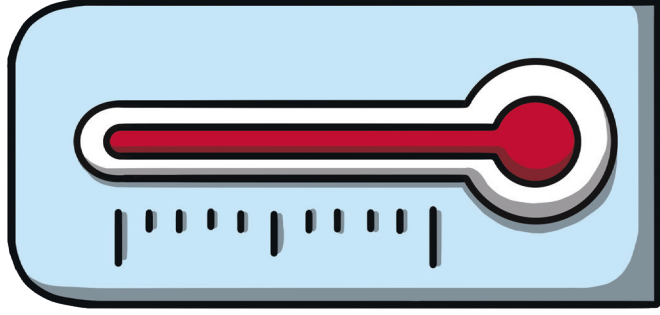


o



ey

**war**






**wor**



S



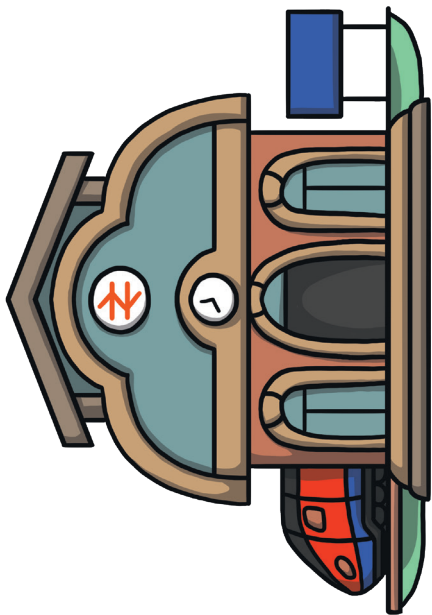
**wa**





quero

tion



# Level 6 Common Exception Words Word Search

## Answers

u h a t f b u x c v v h  
n j t g r e a t o d i f  
f d o o r a r w l a t r  
a r u s o k e n o u g h  
v v c d u l e t u g c x  
o f h i d a i w r h d u  
u j y b o u g h t t q t  
r g x a e t h w a e f h  
i o r g s w t h l r p e  
t f i q q o h o k h q a  
e a d m b u i l d w n r  
g b f o u r f e s z s t

door

four

daughter

bought

two

whole

favourite

eight

build

colour

great

enough

does

half

heart

talk

touch