



Phonics Level 3

Learning at Home

Activity Booklet



Level 3 Letter Formation

Start from the green arrow and finish on the red dot to help practise forming the letters correctly. You can laminate this sheet and use a dry wipe pen to use it again and again.



I Spy and Read

zip

web

six





sheep

ring



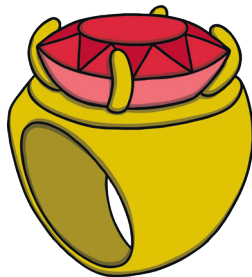


rain

goat

light



6



moon

jar

fork

cow

coin


ear

ladder

chair

Say It, Join It, Write It

Look at the picture. Say the word. Join the letters to build the word then write the word in the boxes.




m e p
z i r



n a t
j e zz




l ee g
sh u p



d ai o
t s l





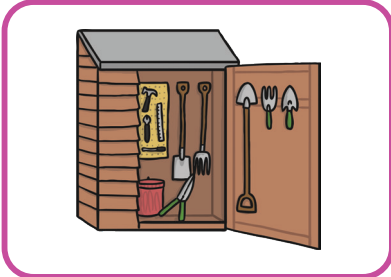

b ear p
d a d



f or r
n i k

Level 3 Read and Match

Read the captions and match them to the correct picture.



fish and chips

**tools
in the shed**

**ships
in the port**

**goats in
the farmyard**

**an owl
hooting at
night**

six silver coins

Level 3 Tricky Words Word Search

q t f g c j o y
m h s n q m y y
v e q f h e r o
e y p s b t f u
t c j h e m w h
n a q e n e e w
w r a l l p w r
o e d w a s s q

he	me	they
she	was	her
we	my	all
be	you	are

Level 3 GPC and Mnemonic Flashcards

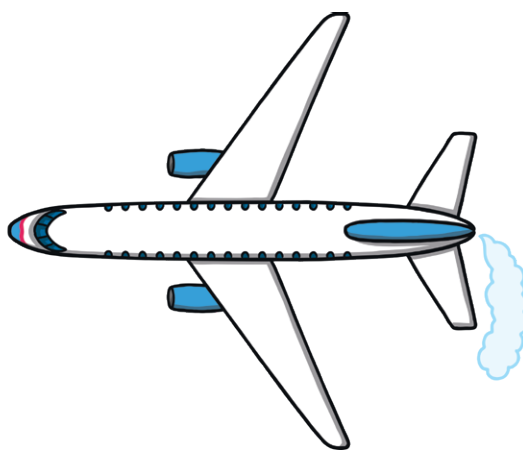
Instructions:

- 1 Cut the cards and fold them in half so that the GPC is on one side and the mnemonic is on the other.
- 2 Laminate the cards if you can.
- 3 Use the cards to help practise identifying the GPCs. Ask children to say the sound and then turn them over to check the mnemonic to see if it is correct.

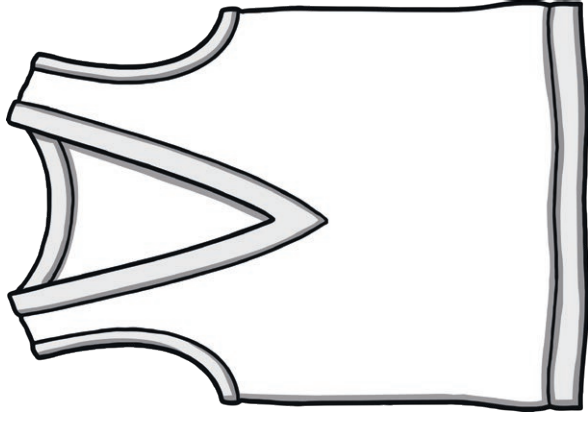
Ideas for Activities:

- Practise letter recognition by saying the phoneme and then turning over the card to check if it is correct.
- Copy the graphemes to practise letter formation.
- Put the cards together to spell out words.
- Bury the words in sand and let children find and dig them out.

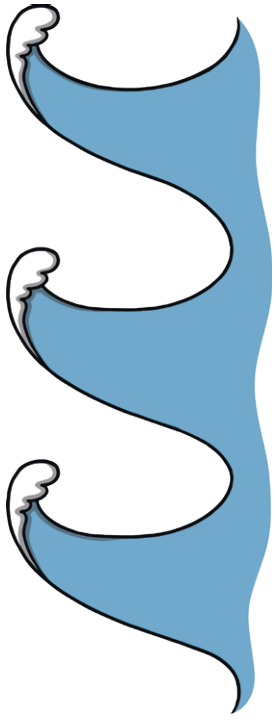




j

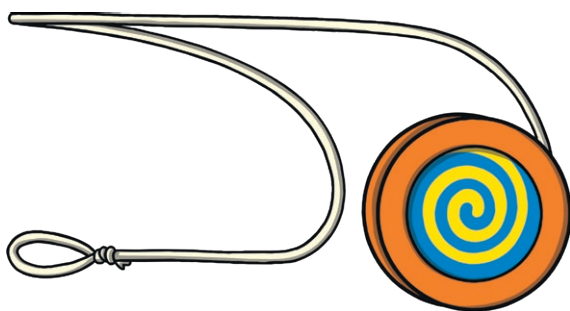


V




w

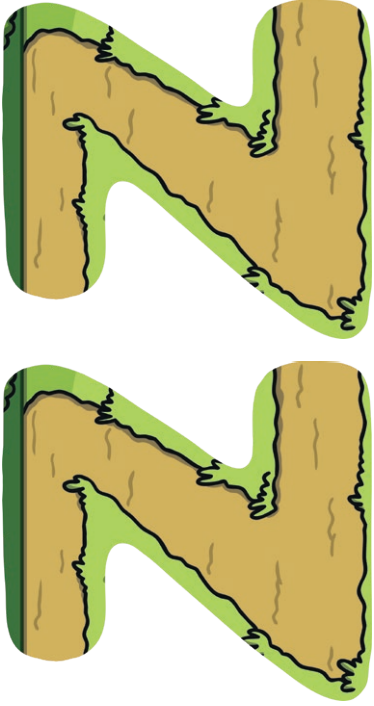




yo-yo




Z




ZZ




qu




ch




sh




th




th



ng




ili




ee



igh




row




oo




oo




air



or




ur




ow



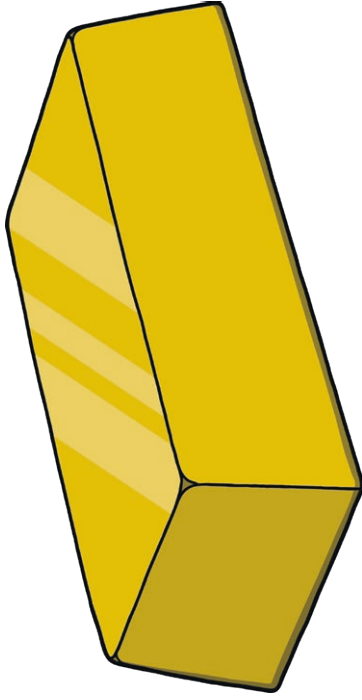
oi



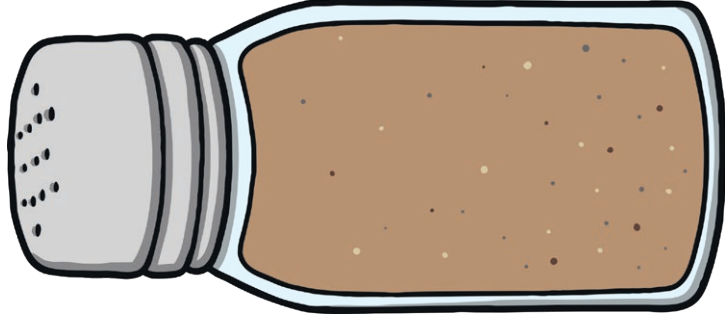
ear



chair



ure



er

Level 3 Tricky Words Word Search Answers

q t f g c j o y
m h s n q ~~m~~ ~~y~~ y
v e q f h ~~e~~ ~~r~~ o
e y p s b t f u
t c j ~~h~~ ~~e~~ m w h
n a q e n e e w
w r a ~~t~~ ~~t~~ p w r
o e d w ~~a~~ ~~s~~ s q

he

me

they

she

was

her

we

my

all

be

you

are